










Remote Control and Peripherals

You can control TV operations with your Samsung Smart Remote. Pair external devices, such as a keyboard, for ease of use.

About the Samsung Smart Remote (QLED TV/The Frame (43-inch or larger models)/The Serif/OLED TV)

Learn about the buttons on the Samsung Smart Remote.



Button	Description
 (Power)	<p>Press to turn the TV on or off.</p> <p>For The Frame model, When watching TV, press to switch to Art mode. In Art mode, press to switch to the Media Home. Press and hold to turn off the TV completely.</p>
 (Voice Assistant)	<p>Runs Voice Assistant. Press and hold the button, say a command, and then release the button to run Voice Assistant.</p>
 (Settings - Number - Color button)	<p>Each time you press this button, Settings menu / virtual numeric pad / Option pad with Color buttons are displayed alternately.</p> <ul style="list-style-type: none"> • Use this button to access additional options that are specific to the feature in use. • Press to bring up the virtual numeric pad on the screen. Use the numeric keypad to enter numeric values. Select numbers and then select Done or Enter Number to enter a numeric value. Use to change the channel, enter a PIN, ZIP code and etc. <p> If the Color Button appears with a number strip on the screen, select the Color Button and then select a specific color by using the directional button (up, down, left, right). Use this to access additional options that are specific to the feature in use.</p>
 (Multi View)	<p>Press the button to directly enter the Multi View function.</p>
 Directional button (up, down, left, right)	<p>Use to navigate the menu or move the focus to highlight items on the Home Screen.</p>
 Select	<p>Selects or runs a focused item. When pressed while you are watching a broadcast program, detailed program information appears.</p>
 (Return)	<p>Press to return to the previous menu. When pressed for 1 second or more, the running function is terminated. When pressed while you are watching a program, the previous channel appears.</p>
 (Smart Hub)	<p>Press to switch to the Media Home. From the Ambient screen, press to switch to the Ambient Home.</p> <p>For The Frame model, in Art mode, press to switch to the Art Home.</p>